



District Report Card: 2017


State: Kerala	District: Kozhikode
Class: 3	Subject: Language
Schools: 61	Students: 1302


Participation/Coverage


Students

GENDER 	Boys		Girls	
	Number	%	Number	%
	665	51.08	637	48.92

AREA 	Rural		Urban	
	Number	%	Number	%
	948	72.81	354	27.19

CATEGORY 	SC		ST		OBC		GEN	
	Number	%	Number	%	Number	%	Number	%
	64	4.92	4	0.31	1127	86.56	107	8.22

CWSN 	LD	VI	HI	S&LD	ID	Oth
	8	10	1	2	12	5

Management 	Government		Government-aided	
	Number	%	Number	%
	265	20.35	1037	79.65

Average Performance of Students in Language (%)

Overall	Gender		Area		Management		Social Group			
	Male	Female	Rural	Urban	Govt.	Aided	SC	ST	OBC	GEN
73.14	71.56	74.79	72.53	74.76	71.90	73.46	66.88	66.67	73.36	74.83

Performance on Learning Outcomes (LOs)

Learning Outcomes	Description	Average Performance(%)
L304	Reads small texts with comprehension i.e., identifies main ideas, details, sequence and draws conclusions	71.77
L312	Reads printed scripts on the classroom walls: poems, posters, charts etc.	75.88

Range of Performance of Students who Answered Correctly							
Below 30%		30% - 50%		50% - 75%		Above 75%	
Number	%	Number	%	Number	%	Number	%
33	2.53	141	10.83	483	37.10	645	49.54

Lowest Performing Learning Outcomes (LOs)

- 1 - Reads small texts with comprehension i.e., identifies main ideas, details, sequence and draws conclusions (71.77)
- 2 - Reads printed scripts on the classroom walls: poems, posters, charts etc. (75.88)